


WE ARE GLASS PEOPLE

HEYE

SERVO INVERT

Type 23317



HiPERFORM

HEYE SERVO INVERT

The Heye Servo Invert serves to transport parisons from the blank mould to the blow mould.

Function

The following improvements have been achieved with the development of the Heye Servo Invert:


- Easier assembly
- Optimised function
- Better serviceability

The Heye Servo Invert can be used for SG, 4 ¼" DG, 5" DG, 5 ½" DG, 6 ¼" DG, 4 ¼" TG and 85 mm TG as well and it's driven by an electrical servo motor which is on top of the bracket. The precise neck ring mechanism is equipped with lifetime lubricated rolling bearing. The motor drives the neck ring mechanism via a low backlash worm gear. It is cooled by an air cooled housing. The synchronisation of the functions is made by a signal coming from the IS-Machine's E-Timing. The motion times are freely selectable. For example: without parison quickly back to the blank mould, with parison smoothly to the blow mould. All settings (times and angle positions) are kept reproducibly. Programmable position above the blow mould and blank mould.

- 1 Neck ring holder
- 2 Blow mould retainer
- 3 Servo motor with worm gear (under the housing)
- 4 Neck ring mechanism

Features

- Applicable in IS-Machines from 4 ¼" DG to 4 ¼" TG
- Optimised motion profiles by a servo electric motor
- Motion times up to 400 ms possible
- Bracket with optimised stiffness
- Easily accessible motor
- Simple oil level control of the worm gear by sight glass
- Hinge pin retainer to compensate dynamic forces acting on the blow mould holder
- Precise and low backlash worm gear
- Opening width of the neck ring holder 31.75 mm per side



EASILY ADAPTABLE TO EXISTING MACHINES

Instead of pneumatically driven inverts the Servo Invert can be easily adapted to existing machines. The fixing holes and air connections are taken over from the pneumatical system.

HEYE MODULAR SERVO TECHNOLOGY (HMST)

The HMST is a trend setting drive concept to control servo drives in the IS-Machine and their periphery.

HMST

The modular system design allows a system-specific solution including the option to be upgraded.

The standard system consists of:

- An infeed cabinet and a module cabinet
- A PC with process visualisation and the option to link several Heye Hot End Drives

Advantages of the process visualisation

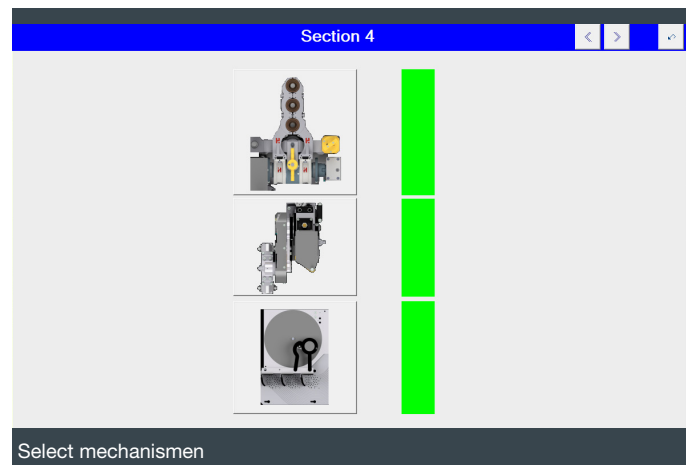
- High availability by an independently operating visualisation and real time control
- Easy access on all parameters
- Article administration for all process parameters allows short job change times
- Error report for all systems connected
- Option to link several Heye Hot End Equipment via CAN-Bus / Ethernet makes the entire system easy-to-follow
- Use of Windows® as operating system on a standard PC

HMST main menu

You can reach the menu level of a section or of a peripheral device by clicking on the relevant display in the main menu.

Menu of a Machine Section

The menus of the individual servo mechanisms can be opened by clicking on the corresponding display.



	Invert	Revert
1	675	300
2	675	300
3	675	300
4	675	300
5	675	300
6	675	300
7	675	300
8	675	300
9	675	300
10	675	300
11	675	300
12	675	300

Motion times settings

OVERVIEW

Advantages

- Driven by an electrical servo motor
- All settings (times and angle positions) are kept reproducibly
- Programmable position above the blow mould and blank mould
- Easily adaptable to existing machines
- Already existing HMST control cabinets can be upgraded
- Precise and low backlash worm gear (low maintenance, easy to reach)

Scope of Delivery

The Heye Servo Invert is either a component of a complete IS-Machine or is supplied as conversion kit for an IS-Machine. A conversion kit comprises:

- Blow mould bracket
- Neck ring mechanism and servo drive unit cpl.
- Motor cable set
- Connection box "motor and resolver cable"
- Cable set "control cabinet – connection box"

For the initial equipment the following components are required:

- HMST control cabinet
- Visualisation PC

Emissions

- The A-weighted permanent sound pressure level of this system is below 70 dB(A)

Technical Data

- Control up to 32 drive modules possible in one control cabinet
- Dimensions of the control cabinet width/height/depth 800 / 2000 / 800 mm
- Weight of the control cabinet 200 kg for 32 drive modules
- Input voltage 400/230 Volts, 50/60 Hz, three-phase, with neutral conductor
- Connected rating per module approx. 1 kVA at nominal current
- Operating air neck ring mechanism 2.5 bar

Illustrations are non-binding and may include optional equipment. Products are subject to continuous technical modifications.

The mentioned consumption values are non-binding and are subject to the customer's individual production program.

04/22/Web

Heye International GmbH
Lohplatz 1, 31683 Obernkirchen
Germany

T +49 5724 26 0
F +49 5724 26 539

www.hey-international.com

